

Lifestyle Spring Home Shows 2018

BOOTH EQUIPMENT

Electrical is **not** provided with your booth. Should you require electrical or lighting services, please refer to the order forms contained in this service manual.

OAKVILLE LIFESTYLE HOME SHOW - APRIL 6-8, 2018 (467279)

Glen Abbey Recreation Centre

Move-in: Thursday, April 5, 2018 - 11:00 AM - 8:00 PM

Show: Friday, April 6, 2018 - 3:00 PM - 8:00 PM

Saturday, April 7, 2018 - 11:00 AM - 5:00 PM

Sunday, April 8, 2018 - 11:00 AM - 5:00 PM

Move-out: Sunday April 8, 2018 - 5:00 PM - 8:00 PM

To receive the advance discount rates listed on the order forms, we must receive your order with payment by **March 29, 2018**

MILTON LIFESTYLE HOME SHOW - APRIL 13-15, 2018 (467282)

Milton Memorial Arena

Move-in: Thursday, April 12, 2018 - 10:00 AM - 8:00 PM

Show: Friday, April 13, 2018 - 3:00 PM - 8:00 PM

Saturday, April 14, 2018 - 11:00 AM - 5:00 PM

Sunday, April 15, 2018 - 11:00 AM - 5:00 PM

Move-out: Sunday April 15, 2018 - 5:00 PM - 8:00 PM

To receive the advance discount rates listed on the order forms, we must receive your order with payment by **April 5, 2018**

NIAGARA LIFESTYLE HOME SHOW - APRIL 13-15, 2018 (467399)

Thorold Community Arena

Move-in: Thursday, April 12 2018 - 11:00 AM - 8:00 PM

Show: Friday, April 13 2018 - 3:00 PM - 8:00 PM

Saturday, April 14, 2018 - 11:00 AM - 5:00 PM

Sunday, April 15, 2018 - 11:00 AM - 5:00 PM

Move-out: Sunday April 15, 2018 - 5:00 PM - 8:00 PM

To receive the advance discount rates listed on the order forms, we must receive your order with payment by **April 5, 2018**

BURLINGTON LIFESTYLE HOME SHOW - APRIL 20-22, 2018 (467280)

Mainway Arenas

Move-in: Thursday, April 19, 2018 - 11:00 AM - 8:00 PM

Show: Friday, April 20, 2018 - 3:00 PM - 8:00 PM

Saturday, April 21, 2018 - 11:00 AM - 5:00 PM

Sunday, April 22, 2018 - 11:00 AM - 5:00 PM

Move-out: Sunday April 22, 2018 - 5:00 PM - 8:00 PM

To receive the advance discount rates listed on the order forms, we must receive your order with payment by **April 12, 2018**

MISSISSAUGA LIFESTYLE HOME SHOW - APRIL 27-29, 2018 (467283)

Hershey Centre

Move-in: Thursday, April 26, 2018 - 11:00 AM - 8:00 PM

Show: Friday, April 27, 2018 - 3:00 PM - 8:00 PM

Saturday, April 28, 2018 - 11:00 AM - 5:00 PM

Sunday, April 29, 2018 - 11:00 AM - 5:00 PM

Move-out: Sunday April 29, 2018 - 5:00 PM - 8:00 PM

To receive the advance discount rates listed on the order forms, we must receive your order with payment by **April 19, 2018**

Participating in multiple shows? Call us to take your order and payment for multiple shows with one phone call at 416-252-2420 or via email: freemantorontoes@freeman.com

FREEMAN

61 Browns Line
 Toronto, Ontario, Canada M8W 3S2
 416-252-2420 • Fax: 416-252-2365

**DISCOUNT PRICE
 DEADLINE DATE
 MARCH 29, 2018**

**METHOD OF PAYMENT MUST
 ACCOMPANY YOUR ORDER**

FREEMAN electrical

NAME OF SHOW: **OAKVILLE LIFESTYLE SPRING HOME SHOW 2018 - GLEN ABBEY RECREATION CENTRE - APRIL 6-8, 2018**

COMPANY NAME: _____ BOOTH #: _____

CONTACT NAME: _____ PHONE #: _____

E-MAIL ADDRESS: _____

ELECTRICAL OUTLETS (Double Price for 24 Hour Service)

Power includes delivery of the service to one location at the rear of the booth in peninsula and inline booths. Please contact us for rates and instructions if you require outlets in other locations, have lights or electrical items to hang or erect, have orders for power of 208v or higher, or have other electrical requirements.

110/120 VOLT (Power to be placed at back-centre of exhibit space)

	Quantity (For Show Hours Only)	Quantity (For 24 hrs/day Double Price)	Discount	Standard	
	Show	24 Hr.	Price	Price	TOTAL
750 Watts duplex outlet (4077)	_____	_____	\$ 89.00	\$124.60 =	\$ _____
1500 Watts duplex outlet (40715)	_____	_____	\$ 104.50	\$146.30 =	\$ _____
15 Amps dedicated quad circuit (40717)	_____	_____	\$155.00	\$217.00 =	\$ _____
20 Amps dedicated quad circuit (40720)	_____	_____	\$195.00	\$273.00 =	\$ _____

208 VOLT SINGLE PHASE

20 Amps (40920)	_____	_____	\$407.00	\$569.80 =	\$ _____
30 Amps (40930)	_____	_____	\$544.00	\$761.60 =	\$ _____
60 Amps (40960)	_____	_____	\$736.00	\$1030.40 =	\$ _____
100 Amps (409100)	_____	_____	\$1040.00	\$1,456.00 =	\$ _____

208 VOLT THREE PHASE

20 Amps (401020)	_____	_____	\$428.00	\$599.20 =	\$ _____
30 Amps (401030)	_____	_____	\$571.00	\$799.40 =	\$ _____
60 Amps (401060)	_____	_____	\$832.00	\$1,164.80 =	\$ _____
100 Amps (4010100)	_____	_____	\$1208.00	\$1,691.20 =	\$ _____

LIGHTING (Price includes power supply to unit)

Arm Light (4019101)*hardwall exhibits only*	_____	_____	\$54.00	\$75.60 =	\$ _____
Quartz Light Stand (4019103)	_____	_____	\$103.00	\$144.20 =	\$ _____
4' Track Light (40194)*hardwall exhibits only*	_____	_____	\$133.00	\$186.20 =	\$ _____
Extension Cord (403015)	_____	_____	\$32.00	\$32.00 =	\$ _____
Multi-outlet Power Strip (40305)	_____	_____	\$32.00	\$32.00 =	\$ _____

SPECIAL REQUIREMENTS

Please contact us at 416-252-2420 or FreemanTorontoES@freeman.com if you require additional information and/or electrical services not listed on this form.

ADDITIONAL INFORMATION

FOR ADVANCE PAYMENT PRICE

Your order with full payment along with a floor plan indicating main power location and distribution points, if applicable, must be received prior to:

DEADLINE DATE OF:

MARCH 29, 2018

MULTIPLE OUTLET LOCATIONS / ISLAND BOOTHS

A scaled floor plan is required for orders with multiple outlet locations and/or island booths. Detailed examples are provided on the following page. If a power location or main drop in an island booth is not provided prior to show move-in, a location will be determined by Freeman in order to maintain delivery schedules. Relocation of the service will be charged on a time and material basis.

ISLAND BOOTHS

For island booths with no labour ordered, there is a 1/2 hour minimum installation charge and a 1/2 hour minimum dismantle charge.

INLINE AND PENINSULA BOOTHS

Power will be placed in the back of the booth unless otherwise specified.

24 HOUR SERVICES

If an uninterrupted power supply is required for the full duration of the show, please order 24 hour power. Electricity is turned on 30 minutes prior to show opening and turned off 30 minutes after show closes on show days. Power will be turned off immediately after final show closing. If you require power outside actual show hours, special arrangements should be made in advance. Additional charges may apply.

SEPARATE OUTLETS

Separate outlets should be ordered for each piece of equipment and/or each power location.

CANCELLATION

A 50% refund will be applied to electrical services cancelled after installation. Refunds will not be issued for materials and/or labour charges related to the installation.

OVERHEAD POWER

If you require your power from overhead, additional materials and labour may be incurred. Please contact: FreemanTorontoES@freeman.com

TOTAL COST

Subtotal | \$ _____

13% HST Tax | \$ _____
HST# R101889426

GRAND TOTAL | \$ _____

**METHOD OF PAYMENT MUST
 ACCOMPANY YOUR ORDER**

ELECTRICAL INSTRUCTIONS

HOW TO DETERMINE ELECTRICAL REQUIREMENTS

For Equipment

All electrical equipment is stamped or labeled with electrical ratings usually found on the back or bottom of the equipment. Verify voltage and either amperage or wattage from the information provided. Standard office and household items operate on 110/120 volt power. Machinery and equipment typically require 208 or 480 volt power.

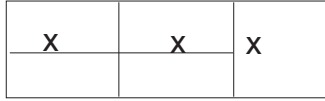
For Lighting

Verify the wattage of the bulbs in the lights and multiply by the number of bulbs/lights.


LOCATION OF POWER IN YOUR BOOTH

In-Line and Peninsula Booths

Power will be installed in one location, typically on the floor somewhere along the back of the booth, as indicated in the following diagrams: (We cannot guarantee that the outlet will be specifically located in the middle.)



IN-LINE BOOTHS / PENINSULA

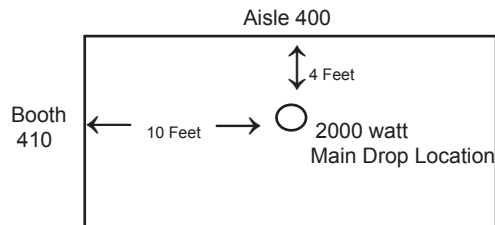


BACK TO BACK PENINSULA

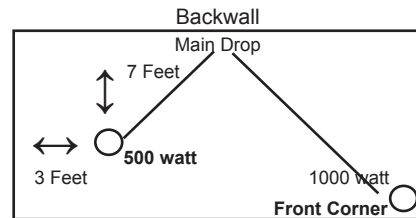
If power is required in locations other than indicated above, secondary distribution will be required and billed on a time and material basis. Please complete and submit an Electrical Labour Order Form with your power order, along with a floor plan as described below.

Island Booths/Multiple Outlets

Floor plans are always required for Island Booths and orders for multiple outlet locations. The floor plan must indicate booth dimensions, surrounding booth numbers for orientation within the facility, each outlet location, required wattage or amperage and location for main drop. If power location in an island booth is not provided prior to show move-in, a location will be determined by Freeman in order to maintain delivery schedules. Relocation of the service will be charged on a time and material basis. See examples below: A grid is available at freemanco.com to print as a base layout.



Island Booth with one outlet



10 X 20 Booth with multiple outlets
Labour Required

OTHER:

1. Labour is required for any and all electrical work over and above the installation of the main power drop. Please see the Electrical Labour form for complete details. Please complete the labour order form.
2. Dismantle labour will be automatically charged at 50% of the installation time and rounded to the nearest half hour.
3. All material and equipment provided by Freeman is for rental purposes only and remains the property of Freeman. All equipment will be removed at the close of the show by Freeman.
4. All equipment regardless of power source, must comply with Federal, State and local codes. Freeman reserves the right to inspect all electrical devices and connections to ensure compliance with all codes. Freeman is required to refuse connections where the exhibitor wiring is not in accordance with local electrical code.
5. Standard wall and other permanent building utility outlets or sockets are not part of booth space and may not be used by exhibitors unless electrical services have been ordered.
6. Exhibitors' cords must be a minimum of 14 gauge 3 wire with ground and must be flat when used for floorwork. All multi-outlet devices (eg - power strips) must have circuit protection. All exposed non-current carrying metal parts of fixed equipment, which are liable to be energized, shall be grounded.
7. Exhibitors' equipment will be modified to conform to Freeman receptacles. Labour and materials to install or change a cord cap will be billed on a time and material basis.
8. Exhibitors with hardwall displays must arrange for power to be installed inside the booth or provide access.
9. Power sharing is not permitted between exhibitors.

ELECTRICAL SERVICES

From under carpet wiring to overhead lighting, Freeman has the power to simplify your electrical needs and installation. We've answered your most common questions below to help you place your order or prepare for a detailed discussion. Whether you require basic household/office power or a more technical installation for equipment, audio-visual presentations or truss lights, our electrical specialists and qualified electricians are always available to assist you.

How do I know how much power I need?

First, review a layout of your exhibit, noting all of the items in it that require power. Consider lighting, computer equipment, and your own product. Are you bringing or renting any a/v equipment or ordering catering services that might need power? Will you be using a lead retrieval machine? If it's an item that plugs into a standard wall outlet found in a home or office (in North America), it will require 110/120 volt power. 208 or 480 volt power is generally used for machinery or industrial cooking devices and is ordered by single or 3 phase.

Next, mark the voltage and wattage or amperage (referred to as "load") (100 watts = 1 amp) of each piece of equipment at its location in the booth. This information should be provided on a name plate or stamp usually located on the back or bottom of the equipment. If not indicated, check our accompanying electrical usage guide for estimated wattages for common items used at trade shows or call your rental company/caterer for specifics. For lighting, loads are dictated by the wattage of the bulbs. Arm lights included with Freeman exhibit packages use 200 watt bulbs. Keep in mind that you need to order power for any lighting within your booth unless the lights are ordered directly from the Electrical Department (those listed on the Freeman electrical order form).

Finally, total the wattage for the 120 volt devices in each area and select an outlet that meets or exceeds that total. Separate outlets should be ordered for each piece of equipment and/or each power location to help minimize tripping/power outages. It is always safer to slightly overestimate your power requirements. Wattage or amperages cannot be combined for 208 or 480 volt apparatus. Please order separate outlets for each.

Do I need to order labour?

As the official service contractor, electrical installations must be performed by Freeman union labour. Labour is required for any electrical work over and above the delivery of outlets to the back wall of inline booths. Labour orders will automatically be input upon receipt of an electrical layout for under carpet installation (floor work) or to connect any 208 volt or higher services (hook up). Dismantle labour for electrical services is calculated at 50% of the installation time since much of the work is performed on a mass basis after booths are removed from the exhibit hall. Please see the electrical labour order form for further details, rules and regulations.

What is an electrical layout and why do I need one?

Like your own home, electrical boxes and wiring should not be visible once the exhibit is completed. At show site, they are the first things to be installed so that they can be hidden by drape, walls or counters and under flooring or carpet. Electricians, therefore, work on a blank slate. A good electrical layout or floor plan provides them with a simple overhead view of your booth indicating the locations and load of each electrical outlet and the orientation of your booth within the show itself. The layout should be to scale and provide specific measurements to each outlet along with surrounding aisle or booth numbers to ensure accuracy. For island booths, a main power location must also be indicated as it is the location from which other outlets are fed. Please see the sample layouts and electrical grid for further information.

When a layout and credit card are provided in advance, Freeman makes every effort to ensure that the floor work is completed before you arrive so that there is no delay in assembling your booth. Once carpet is laid, installing or changing electrical services becomes much more difficult and potentially costly.

Please note that layouts, complete with mandatory information, are required prior to the deadline date for electrical orders to be eligible for advance rates. Layouts are not required if all outlets are located at the back wall in inline booths.

Is the price for power per day?

Outlet or connection prices are typically for an entire show.

What is 24 hour power?

Many facilities these days are energy conscious and therefore turn off power overnight during show days. Power is turned off 1/2 hour after the show closes at the earliest and restored no later than 1/2 hour before the show opens the following day. 24 hour power is, as it sounds, power that is continuously on 24 hours per day.

If your booth includes, for example, refrigeration equipment, an aquarium or programmable apparatus that depends on uninterrupted power, you should consider ordering 24 hour service. Power is usually not turned off during move-in or move-out.

Where does the power come from?

Depending on the facility, the power can come from overhead catwalks, floor ports, columns, wall outlets or a combination of these sources. Check with the local Freeman branch office for more information.

Where will my power be located?

In-line and peninsula booths will find their main power source on the floor somewhere along the rear drape line of their booth. Island booths need to submit an electrical layout. Please see the sample layouts and electrical grid for further information.

What if I need power at another location besides the rear of my booth? What if I have multiple power locations?

Exhibitors requiring power at any location other than a back wall must submit an electrical layout. Please see the sample layouts and electrical grid for further information.

How many places will I have to plug in? How many things can I plug in?

For planning purposes, you should always assume that there is only one connection point per outlet ordered. Power strips can provide additional sockets but do not confuse having more places to plug in with additional power. For example – An order is placed for a 1500 watt outlet. A track light with 4 – 100 watt bulbs is plugged in to a power strip connected to the outlet, using 400 of the 1500 watts. Any lighting or equipment now plugged in to a second socket may not exceed 1100 watts.

Also keep in mind that power strips are designed, for safety purposes, to trip at 1500 watts or 15 amps. Using a power strip with a 2000 watt (20 amp) outlet will reduce it to a 1500 watt outlet.

All orders exceeding 120 volt/20 amps provide one connection point only cannot accommodate power strips and require labour for installation.

Can I bring my own extension cords and power strips? (Also known as plug strips, multi strips, etc.)

Exhibitors may use their own extension cords and power strips under the following conditions:

- The equipment must be 3 wire, 14 gauge minimum with a ground.
- The extension cords must be flat if they are to be laid under carpet. (Labour is required to lay the cords.)
- All power strips must have circuit protection.

Can I run my extension cords under the carpet myself?

For safety reasons, exhibitors are not allowed to run any electrical wiring under any type of floor covering or where they may be concealed in the booth structure. The show's electrical contractor is liable for electrical installations and therefore must perform all floor or booth work.

Will my floor work be completed before I arrive?

Every attempt is made to have floor work completed prior to carpet installation if you have submitted the following:

- A completed electrical order form.
- A valid and authorized credit card to be kept on file for the company.
- An electrical layout indicating the main power location, dimensions to each power location, the power required at each location, and surrounding aisle or booth numbers to determine orientation of the booth.

Labour and material charges apply.

When will my power be turned on?

Power is only guaranteed to be installed before the show opens. If Freeman is allowed early access to the facility, power is normally ready the first day of move-in for exhibitors but any special requests such as temporary chain motor power, programming machinery or testing equipment should be noted on your order.

Do I need lighting?

Lighting can dramatically change the impact of an exhibit, no matter the size. Used effectively, lighting can emphasize specific areas of a booth or highlight products. Also, an exhibit will appear dark and uninviting if the surrounding booths are lit and yours is not.

Can I hang my own lights?

10 x 10 booths with pop-up displays (a display that can be assembled in less than 30 minutes without tools) can hang their own lights and plug them in without ordering labour. Typically, exhibitors themselves can hang up to 7 lights as long as they require no more than 20 amps in total but it is best to clarify with the local branch. If a decorating company (including Freeman) has been contracted to install a display, electrical labour is required to install the lights. Due to union contracts, no other union is allowed to install electrical equipment.

Do I need to order power for my lighting?

Exhibitors ordering Electrical Services lighting (those listed on the Freeman electrical order form) do not need to order power. It is included in the rental. Exhibitors supplying their own lighting or renting lights need to order power. Labour may be required to hang the lights.

Do I need to order labour to plug in my lights or equipment?

Most 120 volt connections do not require labour. Exhibitors are welcome to plug in their own standard office devices. Labour is required for all 208 or 480 volt connections and if lights or equipment need wiring or if electrical cords are to be run under the carpet or in concealed areas to ensure that all electrical codes and building rules are met.

How can I save money and frustration when ordering electrical services?

Most importantly, be sure to submit your order before the discount price deadline date. If an electrical layout is needed, it also must be received, complete with mandatory information, before the deadline date to be eligible for discount pricing. Late orders can be subject up to a 50% increase in cost because of the behind-the-scenes planning required to distribute power.

Don't underestimate your power requirements and work within the local rules, regulations and union jurisdictions. They have been implemented to avoid problems. While it may seem simple to plug in lights and equipment, it is not uncommon for exhibit or non electrical staff to overload circuits. Trouble calls can become expensive when it takes time to find the source of a problem.

If unsure about labour, call us for direction and if necessary, place a "will call" order before the discount price deadline date. You will only incur a charge if labour is dispatched to your booth but you'll have secured the advance pricing. And, check in with the electrical or service desk as soon as you know you need labour, not at the time you want the electricians in your booth. It will help to avoid delays as we can schedule accordingly.

Lastly, try to resolve any disputes at show site. It is much easier to discuss electrical issues when both parties can physically review the installation.

Additional questions?

Call customer service at the number listed on the Quick Facts and ask for the Electrical Services Department. For fast, easy ordering, tools, and helpful hints go to www.freemanco.com/store.

F R E E M A N

ELECTRICAL SERVICES USAGE GUIDE

The following wattages are approximate and are provided to help you estimate your power usage. To assist in estimating we recommend that you refer to the name plate or stamp usually located on the back or bottom of any electrical apparatus and order the corresponding outlet for each piece of equipment to avoid tripping/power outages during the event.

The formula for wattage is voltage x amperage (120 volt x 1 amp = 120 watts),
5 - 100 watt light bulbs = (5x100 = 500 watts)

Please feel free to contact our electrical specialists at:
Electrical.Toronto@Freemanco.com with any additional questions.

	WATTAGE		WATTAGE
Blender	475-1000	Imprinter for T-Shirts	2000
Can Opener	500	Iron	700-1100
Card Reader (credit) / Lead Retrieval	100	Juicer - Single	500
Cash Register	100-200	Juicer - Double	1000
Coffee Pot - Household Size	600-1200	Laminator	2000
Coffee Pot - Large Brewer	1500-2000	Lights with Freeman Rental Booths	200 each
Computer - Monitor (independent)	120-200	Meat Slicer	500-1000
Computer - Desktop (monitor & CPU)	200-900	Microwave Oven	500-2000
Computer - Laptop	100-300	Mixer	500-1000
Computer Printer - Dot Matrix	100-500	Photocopier	dependent upon size - may require 208 volt
Computer Printer - Laser	400-1000	Pizza Oven (small)	30amp/120 volt Special Connection
Crock Pot	200-1000	Popcorn Maker	2000
DVD Player	50-100	Projector (dependent upon size)	1000
Electric Frying Pan	1200-2000	Refrigerator - Small	400
Fax Machine	1000	Refrigerator - Full Size	750
Flat Screen TV - 32" to 50"	1000	Sewing Machine	1000
Food Processor	500-2000	Steamer	2000
Glue Gun	300	Stereo (amplifier)	100-500
Griddle	1500-2000	Television	100-500
Hair Dryer	1000-2000	Toaster	1000
Heat Lamps (per lamp)	250	Toaster Oven	1500
Heater (portable)	1500-2000	Vacuum Cleaner	1500
Hot Plate Single	1000	VCR	100
Hot Plate Double	1500-2000	Water Cooler - Cold Water	1000
Hot Water Heater	30amp/208 volt/Single Phase	Water Cooler - Hot/Cold Water	2000

FREEMAN

61 Browns Line
 Toronto, Ontario, Canada M8W 3S2
 416-252-2420 • Fax: 416-252-2365

**DISCOUNT PRICE
 DEADLINE DATE
 MARCH 29, 2018
 INCLUDE THIS FORM
 WITH YOUR ORDER
 please use black ink**

NAME OF SHOW: **OAKVILLE LIFESTYLE SPRING HOME SHOW 2018 - GLEN ABBEY RECREATION CENTRE - APRIL 6-8, 2018**

COMPANY NAME:		BOOTH#:
ADDRESS:		BOOTH SIZE X
CITY/PROV/STATE/PC/ZIP:		CUSTOMER #
PHONE #:	EXT.:	FAX #:
SIGNATURE:		PRINT NAME:
CONTACT'S E-MAIL		
E-MAIL FOR INVOICE		<input type="checkbox"/> CHECK IF YOU ARE A NEW FREEMAN CUSTOMER

Invoices will be sent by e-mail; please provide the e-mail address of the person who reconciles your invoices if different than contact's email.

METHOD OF PAYMENT

BY SUBMITTING THIS FORM VIA FAX OR POSTAL MAIL OR ORDERING MATERIALS OR SERVICES FROM FREEMAN, YOU AGREE TO BE BOUND BY ALL TERMS & CONDITIONS INCLUDED IN YOUR SERVICE MANUAL.

We do not accept credit card information via email

COMPANY CHEQUE

Please make cheque payable to: Freeman. Cheques must be in CDN funds drawn on a Canadian Bank or U.S. funds drawn on a U.S bank.

Please reference Show# #467279 on your remittance. HST # R101889426

BANK TRANSFER

Please note that customers are responsible for any bank processing fees of \$15.00 CDN.

Beneficiary Name: Freeman Expositions, Ltd.
 61 Browns Line, Toronto, Ontario, Canada M8W 3S2

Bank Transfer to Royal Bank of Canada
 Bank # 003 - 200 Bay Street, Toronto, Ontario, Canada M5J 2J5
 Transit or Bank ID: 00002 - Freeman Account # 000021048693

Foreign Exhibitors wiring funds from Overseas should use:
 Swift Code: ROYCCAT2

If sending USD use:

Intermediary Bank: JP Morgan Chase Manhattan, New York, NY
 Swift Code: CHASUS33 - ABA: 021000021

IBAN Number: Canadian Banks do not carry IBAN numbers
Please reference Name of Show & Booth Number on all Bank Transfers so we properly credit your account.

CREDIT CARD

For your convenience, we will use this authorization to charge your credit card account for your advance orders, and any additional amounts incurred as a result of show site orders placed by your representative. These charges may include all Freeman companies, or any charges which Freeman may be obligated to pay on behalf of Exhibitor, including without limitation, any shipping charges. Please complete the information requested below:

AMERICAN EXPRESS MASTERCARD VISA

Account No.: _____ Exp. Date: _____

Cardholder Name (Print): _____ Signature: _____

Cardholder Billing Address: _____

City/State/Prov./Zip/PC: _____

ENTER TOTALS HERE

ELECTRICAL SERVICES	LIGHTING	OTHER	GRAND TOTAL

MULTIPLE SHOWS - Select shows where to use same credit card:

- Oakville Lifestyle Spring Home Show 2018** (Order and Payment must be received by March 29, 2018) - 467279
- Milton Lifestyle Spring Home Show 2018** (Order and Payment must be received by April 5, 2018) - 467282
- Niagara Lifestyle Spring Home Show 2018** (Order and Payment must be received by April 5, 2018) - 467399
- Burlington Lifestyle Spring Home Show 2018** (Order and Payment must be received by April 12, 2018) - 467280
- Mississauga Lifestyle Spring Home Show 2018** (Order and Payment must be received by April 19, 2018) - 467283

FREEMAN method of payment

FREEMAN

61 Browns Line
Toronto, Ontario, Canada M8W 3S2
416-252-2420 • Fax: 416-252-2365

DISCOUNT PRICE
DEADLINE DATE
MARCH 29, 2018
INCLUDE THIS FORM
WITH YOUR ORDER
please use black ink

OAKVILLE LIFESTYLE SPRING HOME SHOW 2018 - GLEN ABBEY RECREATION CENTRE - APRIL 6-8, 2018

In order to authorize Freeman to invoice a third party for payment of services rendered to exhibitors, both the exhibiting company and the third party must complete this form and return it at least 14 days prior to show move-in.

EXHIBITING COMPANY AUTHORIZATION OF THIRD PARTY BILLING

We understand and agree that we, the exhibiting company, are ultimately responsible for payment of charges and agree by submitting this form or ordering materials or services from Freeman, to be bound by all terms and conditions as described in the Terms & Conditions section of this service manual. In the event that the named third party does not discharge payment of the invoice prior to the last day of the show, charges will revert back to the exhibiting company. All invoices are due and payable upon receipt, by either party. The items checked below are to be invoiced to the third party.

BY SUBMITTING THIS FORM VIA FAX OR POSTAL MAIL OR ORDERING MATERIALS OR SERVICES FROM FREEMAN, YOU AGREE TO BE BOUND BY ALL TERMS & CONDITIONS INCLUDED IN YOUR SERVICE MANUAL.

We do not accept credit card information via email

EXHIBITOR NAME: (PLEASE PRINT) _____

EXHIBITOR SIGNATURE: _____

DATE: _____

EXHIBITING COMPANY INFORMATION

EXHIBITING COMPANY NAME: _____

BOOTH #: _____

EXHIBITING COMPANY ADDRESS: _____

CITY/PROV/STATE/PC/ZIP: _____

PHONE: _____

EXT. _____

FAX: _____

CONTACT'S E-MAIL: _____

Indicate which services are to be invoiced to the Third Party:

UTILITIES

ELECTRICAL LABOUR

LIGHTING

ALL FREEMAN SERVICES

THIRD PARTY COMPANY INFORMATION

THIRD PARTY COMPANY NAME: _____

CONTACT NAME: _____

THIRD PARTY ADDRESS: _____

CITY/PROV/STATE/PC/ZIP: _____

PHONE: _____

EXT. _____

FAX: _____

CONTACT'S E-MAIL: _____

THIRD PARTY CREDIT CARD AUTHORIZATION

AMERICAN EXPRESS

MASTERCARD

VISA

Account No.: _____

Exp. Date: _____

Cardholder Name (Print): _____

Signature: _____

Cardholder Billing Address: _____

City/State/Prov./Zip/PC: _____

MULTIPLE SHOWS - Select shows where to use same credit card:

Oakville Lifestyle Spring Home Show 2018 (Order and Payment must be received by March 29, 2018) - 467279

Milton Lifestyle Spring Home Show 2018 (Order and Payment must be received by April 5, 2018) - 467282

Niagara Lifestyle Spring Home Show 2018 (Order and Payment must be received by April 5, 2018) - 467399

Burlington Lifestyle Spring Home Show 2018 (Order and Payment must be received by April 12, 2018) - 467280

Mississauga Lifestyle Spring Home Show 2018 (Order and Payment must be received by April 19, 2018) - 467283

FREEMAN third party authorization

PAYMENT & LABOUR

YOU ARE ENTERING A CONTRACT WHICH LIMITS YOUR POSSIBLE RECOVERY IN CASE OF LOSS OR DAMAGE.

The terms and conditions set forth below become a part of the Contract between FREEMAN and you, the EXHIBITOR. Acceptance of said terms and conditions will be construed when any of the following conditions are met:

- THE METHOD OF PAYMENT FORM IS SIGNED; OR
- AN ORDER FOR LABOUR, SERVICES AND/OR RENTAL EQUIPMENT IS PLACED BY EXHIBITOR WITH FREEMAN; OR
- WORK IS PERFORMED ON BEHALF OF EXHIBITOR BY LABOUR SECURED THROUGH FREEMAN.

DEFINITIONS

For purposes of this Contract, "FREEMAN" or "The Freeman Companies" means Freeman Expositions, Inc., Freeman Expositions, Ltd., Freeman Audio Visual, Freeman Exhibit, Freeman Transportation, Hoffend Xposition, Stage Rigging, Inc., TFC, Inc., Freeman Electrical Services, and their respective employees, directors, officers, agents, assigns, affiliated companies and related entities, including, but not limited to, any subcontractors FREEMAN may appoint. "EXHIBITOR" means the Exhibitor and its employees, agents, representatives and any Exhibitor Appointed Contractors ("EAC").

PAYMENT TERMS

Full payment, including any applicable tax, is due in advance or at show site. All payments must be in Canadian funds and all cheques must be in Canadian funds. Orders received without advance payment or after the deadline date will incur additional After Deadline charges as indicated on each order form. All materials and equipment are on a rental basis for the duration of the show or event and remain the property of FREEMAN except where specifically identified as a sale. All rentals include delivery, installation and removal from EXHIBITOR'S booth. In case of cancellation of any order or services by EXHIBITOR, a onehour "per person, per hour" charge will be applied for all labour orders that are not cancelled in writing at least 24 hours prior to the scheduled start time. If Prestige carpet, custom-cut carpet, modular rental exhibits or any other custom-order items or services have already been provided at the time of cancellation, fees will remain at 100% of the original charge. If the show or event is cancelled because of reasons beyond FREEMAN'S control, EXHIBITOR remains responsible for all charges for services and equipment provided up to and including the date of cancellation. FREEMAN will not issue refunds to EXHIBITOR of any payments made before the date of cancellation. It is EXHIBITOR'S responsibility to advise the FREEMAN Service Centre Representative of problems with any orders and to check EXHIBITOR'S invoice for accuracy prior to the close of the show or event. If EXHIBITOR is exempt from payment of sales tax, FREEMAN requires an exemption certificate for the province in which the services are to be used. Resale certificates are not valid unless EXHIBITOR is rebilling these charges to its customers. For international EXHIBITORS, FREEMAN requires 100% prepayment of advance orders, and any order or services placed at show site must be paid at the show. For all others, should there be any pre-approved unpaid balance after the close of the show, terms will be net, due and payable in TORONTO, ONTARIO, upon receipt of invoice. Effective 30 days after invoice date, any unpaid balance will bear a FINANCE CHARGE at the lesser of the maximum rate allowed by applicable law or 1.5% per month, which is an ANNUAL PERCENTAGE RATE of 18%, and future orders will be on a prepaid basis only. If any finance charge hereunder exceeds the maximum rate allowed by applicable law, the finance charge shall automatically be reduced to the maximum rate allowed, and any excess finance charge received by FREEMAN shall be either applied to reduce the principal unpaid balance or refunded to the payer. If past due invoices or invoice balances are placed with a collection agency or attorney for collection or suit, EXHIBITOR agrees to pay all legal and collection costs. THESE PAYMENT TERMS AND CONDITIONS SHALL BE GOVERNED BY AND CONSTRUED IN ACCORDANCE WITH THE LAWS OF THE PROVINCE OF ONTARIO, CANADA. In the event of any dispute between EXHIBITOR and FREEMAN relative to any loss, damage or claim, such EXHIBITOR shall not be entitled to and shall not withhold payment, or any partial payment, due to FREEMAN for its services, as an offset against the amount of any alleged loss or damage. Any claims against FREEMAN shall be considered a separate transaction and shall be resolved on their own merits. FREEMAN reserves the right to charge EXHIBITOR for the difference between the estimate of charges and the actual charges incurred for material handling, labour time & materials, utility services or equipment usage, or for any charges that FREEMAN may be obligated to pay on behalf of EXHIBITOR, including without limitation, any shipping charges. If EXHIBITOR provides a credit card for payment and charges are rejected by EXHIBITOR'S credit card company for any reason, FREEMAN hereby provides notice that it reserves the right, and EXHIBITOR authorizes FREEMAN, to continue to attempt to secure payment through that credit card for as long as unpaid balances remain on EXHIBITOR'S account. In the event that a THIRD PARTY orders on behalf of the EXHIBITOR and the named THIRD PARTY does not discharge payment of the invoice prior to the last day of the show, charges will revert back to the EXHIBITOR. All invoices are due and payable upon receipt by either party.

ELECTRICAL

Claims will not be considered or adjustments made unless filed in writing by EXHIBITOR prior to the close of the event. FREEMAN is not responsible for any damage or loss caused by the loss of power beyond its control, and EXHIBITOR agrees to hold FREEMAN and its officers, directors, employees and agents harmless from such power loss. IN NO EVENT SHALL FREEMAN BE LIABLE FOR ANY INDIRECT OR CONSEQUENTIAL DAMAGES (INCLUDING, BUT NOT LIMITED TO, LOST PROFITS) EVEN IF ADVISED OF THE POSSIBILITY OF SUCH DAMAGES, WHETHER UNDER THEORY OF CONTRACT, TORT (INCLUDING NEGLIGENCE), PRODUCT LIABILITY OR OTHERWISE. EXHIBITOR shall indemnify and hold harmless FREEMAN, its officers, directors, employees, and agents from and against any and all claims, liabilities, damages, fines, penalties or costs of whatsoever nature (including reasonable attorney's fees) arising out of or in any way connected with EXHIBITOR'S actions or omissions under this Agreement.

LABOUR UNDER THE SUPERVISION OF EXHIBITOR RESPONSIBILITIES

EXHIBITOR shall be responsible for the performance of labour provided under this option. It is the responsibility of EXHIBITOR to supervise labour secured through FREEMAN in a reasonable manner as to prevent bodily injury and/or property damage and also to direct them to work in a manner that is in compliance with FREEMAN'S Safe Work Rules and/or federal, provincial/state, county and local ordinances, rules and/or regulations, including, but not limited to, show or facility management rules and/or regulations. It is the responsibility of EXHIBITOR to check in with the Service Desk to pick up labour and to return to the Service Desk to release labour when the work is completed.

INDEMNIFICATION

EXHIBITOR agrees to indemnify, hold harmless and defend FREEMAN from and against any and all demands, claims, causes of action, fines, penalties, damages, liabilities, judgements or expenses (including, but not limited to, reasonable attorney's fees and investigation costs) for bodily injury, including any injury to FREEMAN employees, and or property damage arising out of work performed by labour provided by FREEMAN but supervised by EXHIBITOR. Further, the EXHIBITOR's indemnification of FREEMAN includes any and all violations of federal, provincial/state, county or local ordinances, show regulations and/or rules as published and/or set forth by facility or show management, and/or directing labour provided by FREEMAN to work in a manner that violates any of the above rules, regulations or ordinances.

IMPORTANT

PLEASE REFER TO FREEMAN'S "MATERIAL HANDLING TERMS & CONDITIONS" AS IT RELATES TO MATERIAL HANDLING SERVICES AND TO THE "SERVICE REQUEST & SHIPPING INSTRUCTIONS CONTRACT" AS IT RELATES TO TRANSPORTATION SERVICES. CONTRACT TERMS DEPEND ON THE NATURE OF SERVICES SECURED BY EXHIBITOR THROUGH FREEMAN. TERMS & CONDITIONS MAY VARY FOR EACH TYPE OF SERVICE ORDERED THROUGH FREEMAN.